



Soft Treatments

index

Fabric Roman Shades	B2
Horizons Soft Roller Shades	B8
Draperies & Side Panels	B12
Rod Pocket Top & Bottom	B20
Premium Top Treatments	B22
Casual Valances	B38
Accent Pillows	B40
Decorative Trimmings	B42



Accent Pillows

Gallant Wind & Dupion Silk Hyderabad

Use custom Accent Pillows to coordinate with Horizons Soft Treatments Shades, Draperies and Top Treatments.

Accent Pillows

Horizons Accent Pillows are available in all of the non-sheer Horizons Soft Treatments fabrics or C.O.M. (Refer to the C.O.M. yardage chart on page B152 for the amount to send to B&W).

Standard Specifications

Horizons Accent Pillows are constructed with a performance luxury fill (silicone coated hollow fill garnetted fiber) with a premium non-woven cover.

Sizes

11" x 11"
13" x 13"
15" x 15"
16" x 16"
18" x 18"
19" x 19"
21" x 21"

The above sizes are approximate. Due to fabric variations, the actual size may vary by up to 2".

Options

WELTING

- 1/4" or 1/2" welting is available for a surcharge.
 - Unless specified the welting will match the pillow.
- A contrasting welt color is available at no extra charge.

BUTTONS

- An optional 1-1/2" center button is available for a surcharge.
 - Unless otherwise specified the button will match the pillow.
- A contrasting button color is available at no extra charge.



DECORATIVE TRIMMINGS

- All of the Horizons Decorative Trimmings are available for use on Accent Pillows. See pages B76-B81 for all the available styles and colors.



C.O.M. TRIMS

- B&W will customize your pillow as long as the edging, cording, or fringe is on a band or strip that is able to be machine sewn and does not require hand stitching. However the workroom will hand stitch individual corner tassels as shown in the photo above.



- See page B135 on how to send C.O.M. trim to B&W.
- Use the following formula to calculate how much C.O.M. trim to send: Add 8" to the perimeter (outer edge) of the pillow.

Example for an 18" pillow:

4 sides multiplied by 18" = 72"
72" + 8" = 80" of C.O.M trim.

CONTRASTING FABRIC

Contrasting fabric for the opposite side of the pillow is available. Price from the higher of the two price groups.



Horizons™
by BSW

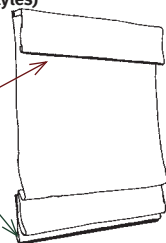

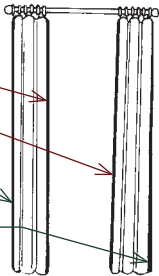





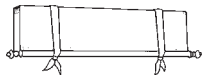

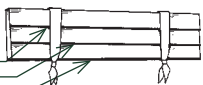

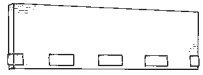
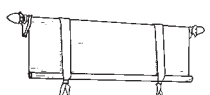
Decorative Trimmings

Anara Rust with Malibu 2" Tassel Fringe Walnut

This wonderful collection of beads, tassels, fringes and gimps may be used to enhance the beauty of Horizons Shades or Top Treatments. Pages B41-B44 detail all the great usage possibilities for Decorative Trimmings on Horizons products.

Decorative Trimmings may be applied to a wide range of Horizons products. These pages illustrate exactly where each type of Decorative Trimming may be applied.

Horizons Natural Shades

<p>Natural Roman Shades (all styles)</p> <p>Along the bottom of the valance Available trimmings: •Bead Fringes •Tassel Fringes •Traditional Fringes •Gimp</p> <p>Along the bottom of the shade Available trimmings: •Bead Fringes •Tassel Fringes •Traditional Fringes •Gimp</p> 	<p>Classic Valances</p> <p>Along the bottom of the valance Available trimmings: •Bead Fringes •Tassel Fringes •Traditional Fringes •Gimp</p> 
<p>Natural Woven Side Panels</p> <p>Along the leading edge of the panel Available trimmings: •Bead Fringes •Tassel Fringes •Traditional Fringes •Gimp</p> <p>Along the stationary edge of the panel available trimmings: •Bead Fringes •Tassel Fringes •Traditional Fringes •Gimp</p> 	<p>Contempo Scallops</p> <p>Along the bottom of the valance Available trimmings: •Bead Fringes •Tassel Fringes •Traditional Fringes •Gimp</p>  <p>Note: Bead Fringes that attach to the back of the Contempo Scallops also require standard gimp on the front. See page D87 for colors.</p>
<p>A1 Premium Woven Top Treatments</p> <p>Along the bottom of the valance Available trimmings: •Bead Fringes •Tassel Fringes •Traditional Fringes •Gimp</p> 	<p>A6 Premium Woven Top Treatments</p> <p>Along the bottom edge of each layer Available trimmings: •Bead Fringes •Tassel Fringes •Traditional Fringes •Gimp</p> 
<p>A2 Premium Woven Top Treatments</p> <p>Along the bottom of the valance Available trimmings: •Bead Fringes •Tassel Fringes •Traditional Fringes •Gimp</p> 	<p>A7 Premium Woven Top Treatments</p> <p>Along the bottom of the valance Available trimmings: •Bead Fringes •Tassel Fringes •Traditional Fringes •Gimp</p> 
<p>A3 Premium Woven Top Treatments</p> <p>Decorative Trimmings are not available on this style.</p> 	<p>A8 Premium Woven Top Treatments</p> <p>Along the bottom edge of each panel Available trimmings: •Bead Fringes •Tassel Fringes •Traditional Fringes •Gimp</p> 
<p>A4 Premium Woven Top Treatments</p> <p>Along the bottom edge of each layer Available trimmings: •Bead Fringes •Tassel Fringes •Traditional Fringes •Gimp</p> 	<p>A9 Premium Woven Top Treatments</p> <p>Along the bottom of the valance Available trimmings: •Bead Fringes •Tassel Fringes •Traditional Fringes •Gimp</p> 
<p>A5 Premium Woven Top Treatments</p> <p>Decorative Trimmings are not available on this style.</p> 	<p>A10 Premium Woven Top Treatments</p> <p>Decorative Trimmings are not available on this style.</p> 

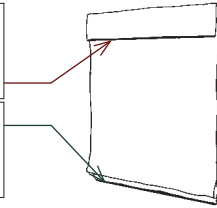
To view the entire line of Decorative Trimmings, see pages B76-B81. For pricing, refer to the price table of the product the trimmings will be applied to.

Horizons Soft Treatments

Fabric Roman Shades (all styles)

Along the bottom of the valance
Available trimmings:
•Bead Fringes •Tassel Fringes
•Traditional Fringes •Gimp

Along the bottom of the shade
Available trimmings:
•Bead Fringes •Tassel Fringes
•Traditional Fringes •Gimp



Classic Valances

Along the bottom of the valance
available trimmings:
•Bead Fringes •Tassel Fringes
•Traditional Fringes •Gimp



Contempo Scallops

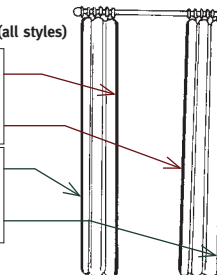
Along the bottom of the valance
Available trimmings:
•Bead Fringes •Tassel Fringes
•Traditional Fringes •Gimp



Draperies & Side Panels (all styles)

Along the leading edge of the panel
Available trimmings:
•Bead Fringes •Tassel Fringes
•Traditional Fringes •Gimp

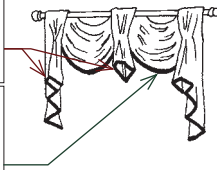
Along the stationary edge of the panel
available trimmings:
•Bead Fringes •Tassel Fringes
•Traditional Fringes •Gimp



V1 Premium Top Treatments

Along the bottom of the jabots
& horn (center) Available trimmings:
•Bead Fringes •Tassel Fringes
•Traditional Fringes

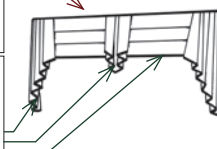
Along the bottom of the swags
Available trimmings:
•Bead Fringes •Tassel Fringes
•Traditional Fringes



V2 Premium Top Treatments

Along the top edge of the board
Available trimmings:
•Contrasting Welting (No Charge)

Along the bottom edge of jabots &
pelmet (center) Available trimmings:
•Bead Fringes •Tassel Fringes
•Traditional Fringes



V3 Premium Top Treatments

Along the top edge of the board
Available trimmings:
•Contrasting Welting (No Charge)

Along the bottom of the skirt
Available trimmings:
•Bead Fringes •Tassel Fringes
•Traditional Fringes



V4 Premium Top Treatments

Along the top edge of the board
Available trimmings:
•Cording

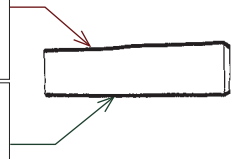
Along the bottom of the skirt
Available trimmings:
•Bead Fringes •Tassel Fringes
•Traditional Fringes



V5 Premium Top Treatments

Along the top edge of the board
Available trimmings:
•Contrasting Welting (No Charge)

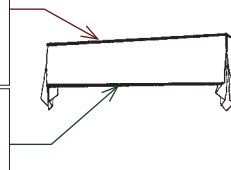
Along the bottom of the treatment
Available trimmings:
•Bead Fringes •Tassel Fringes
•Traditional Fringes



V6 Premium Top Treatments

Along the top edge of the board
Available trimmings:
•Contrasting Welting (No Charge)

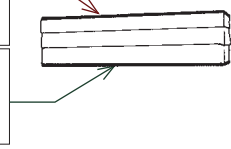
Along the bottom of the face
Available trimmings:
•Bead Fringes •Tassel Fringes
•Traditional Fringes



V7 Premium Top Treatments

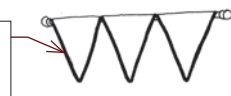
Along the top edge of the board
Available trimmings:
•Contrasting Welting (No Charge)

Along the bottom of the treatment
Available trimmings: (w/o ties only):
•Bead Fringes •Tassel Fringes
•Traditional Fringes



V8 Premium Top Treatments

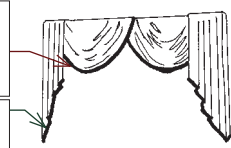
Along bottom edges of the triangle
Available trimmings:
•Bead Fringes •Tassel Fringes
•Traditional Fringes •Gimp



V9 Premium Top Treatments

Along the bottom of the swags
Available trimmings:
•Bead Fringes •Tassel Fringes
•Traditional Fringes

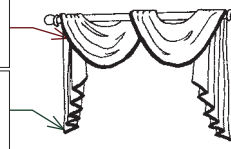
Along the bottom of the jabots
Available trimmings:
•Bead Fringes •Tassel Fringes
•Traditional Fringes



V10 Premium Top Treatments

Along the bottom of the swags
Available trimmings:
•Bead Fringes •Tassel Fringes
•Traditional Fringes

Along the bottom of the jabots
Available trimmings:
•Bead Fringes •Tassel Fringes
•Traditional Fringes



V11 Premium Top Treatments

Along the top edge of the board
Available trimmings:
•Contrasting Welting (No Charge)


Along the bottom edge of front panel
Available trimmings:
•Bead Fringes •Tassel Fringes
•Traditional Fringes



Horizons Soft Treatments

V12 Premium Top Treatments

Along the top edge of the board
Available trimmings:
•Contrasting Welting (No Charge)



V13 Premium Top Treatments

Along the top edge of the board
Available trimmings:
•Contrasting Welting (No Charge)



Along the entire bottom edge
available trimmings:
•Bead Fringes •Tassel Fringes
•Traditional Fringes

V14 Premium Top Treatments

Along the top edge of the board
Available trimmings:
•Contrasting Welting (No Charge)



Along the bottom of the treatment
Available trimmings:
•Bead Fringes •Tassel Fringes
•Traditional Fringes

V15 Premium Top Treatments

Along the top edge of the board
Available trimmings:
•Contrasting Welting (No Charge)



Along the bottom of the swags
Available trimmings:
•Bead Fringes •Tassel Fringes
•Traditional Fringes

Along the bottom of the jabots
Available trimmings:
•Bead Fringes •Tassel Fringes
•Traditional Fringes

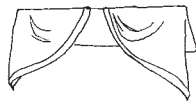
V16 Premium Top Treatments

Along the bottom of the treatment
Available trimmings:
•Bead Fringes •Tassel Fringes
•Traditional Fringes •Gimp



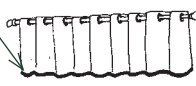
V17 Premium Top Treatments

Decorative Trimmings are not available on this style.



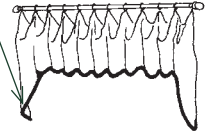
V18 Premium Top Treatments

Along the bottom of the treatment
Available trimmings:
•Bead Fringes •Tassel Fringes
•Traditional Fringes •Gimp



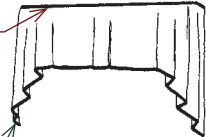
V19 Premium Top Treatments

Along the bottom of the treatment
Available trimmings:
•Bead Fringes •Tassel Fringes
•Traditional Fringes •Gimp



V20 Premium Top Treatments

Along the top edge of the board
Available trimmings:
•Contrasting Welting (No Charge)



Along the bottom of the treatment
Available trimmings:
•Bead Fringes •Tassel Fringes
•Traditional Fringes

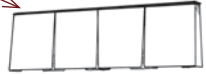
V21 Premium Top Treatments

Along the bottom of the valance
Available trimmings:
•Bead Fringes •Tassel Fringes
•Traditional Fringes



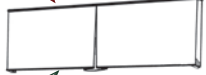
V22 Premium Top Treatments

Along the top edge of the board
Available trimmings:
•Contrasting Welting (No Charge)



V23 Premium Top Treatments

Along the top edge of the board
Available trimmings:
•Contrasting Welting (No Charge)



Along the entire bottom edge
Available trimmings:
•Bead Fringes •Tassel Fringes
•Traditional Fringes

V24 Premium Top Treatments

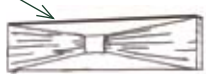
Along the top edge of the board
Available trimmings:
•Contrasting Welting (No Charge)



Along the entire bottom edge
Available trimmings:
•Bead Fringes •Tassel Fringes
•Traditional Fringes

V25 Premium Top Treatments

Along the top edge of the board
available trimmings:
•Contrasting Welting (No Charge)



V26 Premium Top Treatments

Along the top edge of the board
Available trimmings:
•Contrasting Welting (No Charge)

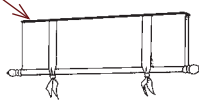


Decorative Trimmings may be applied to a wide range of Horizons products. These pages illustrate exactly where each type of Decorative Trimming may be applied.

Horizons Soft Treatments

V27 Premium Top Treatments

Along the top edge of the board
Available trimmings:
•Contrasting Welting (No Charge)



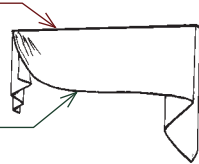
V28 Premium Top Treatments

Along the top edge of the board
Available trimmings:
•Contrasting Welting (No Charge)



V29 Premium Top Treatments

Along the top edge of the board
Available trimmings:
•Contrasting Welting (No Charge)

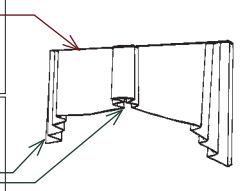


Along the bottom of the treatment
Available trimmings:
•Bead Fringes •Tassel Fringes
•Traditional Fringes

V30 Premium Top Treatments

Along the top edge of the board
Available trimmings:
•Contrasting Welting (No Charge)

Along the bottom edge of jabots & horn (center)
Available trimmings:
•Bead Fringes •Tassel Fringes
•Traditional Fringes



V31 Premium Top Treatments

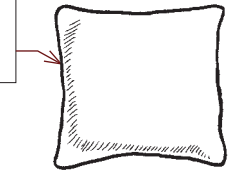
Along the top edge of the board
Available trimmings:
•Contrasting Welting (No Charge)

Along the entire bottom edge
Available trimmings:
•Bead Fringes •Tassel Fringes
•Traditional Fringes



Accent Pillows

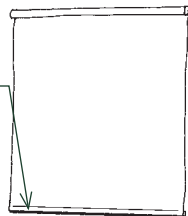
Along the entire edge of the pillow
Available trimmings:
•Bead Fringes •Tassel Fringes
•Traditional Fringes



Horizons Shades of Elegance

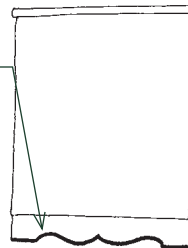
Roller Shades with straight hem

Along the bottom of the shade
Available trimmings:
•Bead Fringes •Tassel Fringes
•Traditional Fringes •Gimp



Roller Shades with scalloped hem

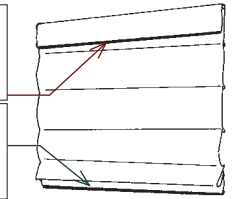
Along the bottom of the shade
Available trimmings:
•Bead Fringes •Tassel Fringes
•Traditional Fringes •Gimp



Roman Shades

Along the bottom of the valance
Available trimmings:
•Bead Fringes •Tassel Fringes
•Traditional Fringes •Gimp

Along the bottom of the shade
Available trimmings:
•Bead Fringes •Tassel Fringes
•Traditional Fringes •Gimp



Classic Valances

Along the bottom of the valance
Available trimmings:
•Bead Fringes •Tassel Fringes
•Traditional Fringes •Gimp



Scalloped Valances

Along the bottom of the valance
Available trimmings:
•Bead Fringes •Tassel Fringes
•Traditional Fringes •Gimp



Note: Bead Fringes that attach to the back of the Scalloped Valance also require standard gimp on the front. See page C87 for colors.

To view the entire line of Decorative Trimmings, see pages B76-B81. For pricing, refer to the price table of the product the trimmings will be applied to.