

Horizons<sup>®</sup>

# Draperies & Side Panels

## Drapery & Side Panels

Horizons Custom Draperies & Side Panels are available in eleven drapery header styles: Pinch Pleat, Crown Pleat, Inverted Pleat, Goblet Pleat, Rod Pocket, Grommet, Flat, Flowing, Gathered Tab Top, Traditional Tab Top and Ripplefold.

See pages B96-B101 for specific order considerations on each header style.

## Standard Specifications

- All draperies & side panels are made at 2-1/2x fullness for standard (non-sheer) fabrics, except for Ripplefold and Traditional Tab Tops which are 2x fullness. For Sheer fabrics all draperies are 3x fullness, except for Ripplefold which are 2.2x (120%) fullness.
- The leading edge (or overlap) size is 3-1/2".
- The workroom will coordinate either ivory or white lining.

## Size Limitations

|                           |      |
|---------------------------|------|
| Minimum Width:            | 20"  |
| Maximum Width (one way):  | 180" |
| Maximum Width (split):    | 290" |
| Maximum Width Ripplefold: | 190" |
| Minimum Height:           | 24"  |
| Maximum Height:           | 240" |

## Measuring Notes

- The workroom will deduct 3/4" from the total height of the drapery/side panel for an inside mount (IM). No deduction will be taken in width.
- See measuring instructions on page B72.

## Stacking Dimensions

| Drapery Width | One Way | Split (Each Side) |
|---------------|---------|-------------------|
| 24"           | 8"      | 4"                |
| 40"           | 13"     | 7"                |
| 60"           | 20"     | 10"               |
| 80"           | 27"     | 13"               |
| 100"          | 33"     | 17"               |
| 120"          | 40"     | 20"               |
| 140"          | 47"     | 23"               |
| 160"          | 53"     | 27"               |
| 180"          | 60"     | 30"               |
| 190"          | -       | 32"               |
| 210"          | -       | 35"               |
| 230"          | -       | 38"               |
| 250"          | -       | 42"               |
| 270"          | -       | 45"               |
| 290"          | -       | 48"               |

Stacking dimensions are approximate. See page B97 for Ripplefold Stack Chart.

B94

## What is the difference between a Drapery and a Side Panel

A Drapery is a fully custom panel or pair of panels, made to your exact size in both width and height. They may be traversing or stationary.

A Side Panel is intended to be a stationary treatment at the side(s) of the window. They are made to your custom height and available either 20" or 40" wide (hung on the rod with fullness). A 20" panel contains a full 50" width of material and a 40" panel contains two 50" widths of material. Half width sizes are available.

## Rod & Pole Options

### PREMIUM TRAVERSE ROD

An architectural-style traverse rod custom assembled to your exact size. It may be used for any traversing drapery style including Ripplefold.

- One-way or split draw rods are available.
- Cord operated are standard, wands are available as a no charge option.

### ECONOMY TRAVERSE ROD

A stock, telescoping traverse rod applicable for smaller sizes and lighter draperies like sheers. It is not compatible with Ripplefold draperies.

- One-way or split draw rods are available.
- Cord operated are standard, wands are available as a no charge option.

### DECORATIVE TRAVERSE RODS

Horizons Decorative Traverse Rods are Premium Traverse Rods with a decorative 2" wood fascia attached (patent pending).

- Cord operated are standard, wands are available as a no charge option.

See Pages C64-C65 for all the Decorative Traverse Rod specifications.



### HORIZONS DECORATIVE HARDWARE RODS AND POLES

Any of the style of Horizons Decorative Hardware (see section C of this Product Guide) may be used with non-traversing Draperies or Side Panels. They are available with or without rings.

## Linings

**STANDARD LINING** is a light filtering lining; standard on all non-sheer draperies and side panels.

**PREMIUM LINING** is an optional upgraded light filtering lining.

**BLACKOUT LINING** is also an optional upgrade.

**INTERLINING** is an optional third layer between the face fabric and the back lining to provide greater opacity, better energy efficiency and extra fullness. **Note:** Interlining adds weight to a drapery. For draperies over 49 square feet order the Premium Traverse Rod.

**DUAL LINING** is an optional dual-layered lining that is a combination of interlining and the standard lining.

**SHEER DRAPERIES** are unlined.

## Returns

- The standard return size for draperies is 3-1/2" for pleated styles and 4" for Side Panels.
- Return sizes are available from 0" - 7-1/2".
- Rod Pocket, Tab Tops, Grommet, Flat and Flowing Styles are made with no returns.

## Duo-Drapes

A Duo-Drape is a two-tone drapery made from two complementary fabrics joined at a horizontal seam.

- Please specify the location of the horizontal seam when ordering.
- Similar weight fabrics are recommended for this application.



## Tie Backs

Tie-backs are 4" tall and long enough to pull back the treatment half the width of the drapery panel. They are flat, fabric wrapped buckram. Tie-backs may be made from matching, contrasting, or C.O.M. Decorative Trimmings may be applied to the top and/or bottom of the tie-back.



## Concealed Tie-Back Holders

Concealed tie-back holders, adjustable from 5" - 8", are available for all draperies.

## Decorative Trimmings

Decorative Trimmings (Bead Fringes, Tassels, Tassel Fringes and Brush Fringes) may be placed along the leading edge and the stationary edge of the drapery or side panel. Decorative Trimmings are also available on the top and/or bottom of tie-backs.

## Edge Accents Banding

2-1/2" Edge Accents Banding and Inset Edge Accents are available options on Draperies and Side Panels. All standard (non-sheer) fabrics may be banded or used as banding. Banding may be placed on the leading edge and/or the stationary edge of the drapery.

## Special Considerations

### Operating Grommet, Flat and Flowing Draperies

Most decorative rods and poles require a center support bracket when ordered over certain widths. Center support brackets will interfere with Grommet, Flat and Flowing drapery styles that are intended to be drawn.

The following are the maximum sizes that rods should be installed without a center support:

| Rod Style        | Maximum Width |
|------------------|---------------|
| 3/4" Metal Rod   | 48"           |
| 1-3/8" Metal Rod | 72"           |
| 1-3/8" Wood Pole | 72"           |
| 2" Wood Pole     | 96"           |

## Pleated Header Styles

Pleated draperies are attached to a rod using pin hooks. They can be used as stationary panels or as movable draperies on a traversing rod. There are four styles of pleated draperies: Pinch, Crown, Inverted and Goblet.



Pinch Pleat



Crown Pleat



Goblet Pleat



Inverted Pleat

## About Pleated Draperies

### PIN SETTINGS

The standard pin setting is 1-3/4" down from the top of the drapery. Other pin settings are available upon request at no charge. The pin setting for an under treatment is 1-1/2". When ordering a drapery with a Decorative Traverse Rod the pin setting is 1/2".

### UNDER TREATMENTS

The workroom will make a 1/2" deduction from the height of draperies used as an under treatments.

### SPRING BACK

Pleated Draperies mounted on decorative poles with loose rings may "spring back" slightly from the closed position. To prevent this from occurring order the drapery 10% wider than the pole width.

**Example:** Using a 90" width, 10% is 9". Add this 9" to the drapery width. 90" + 9" = 99". The rod will remain at 90" wide on the order while the drapery should be ordered at 99" wide to avoid spring back.

### PLEAT COUNTS

| Drapery Width | # of Pleats |
|---------------|-------------|
| 20"           | 5           |
| 24"           | 6           |
| 36"           | 10          |
| 40"           | 10          |
| 48"           | 14          |
| 60"           | 18          |
| 72"           | 22          |
| 84"           | 24          |
| 96"           | 28          |
| 108"          | 32          |
| 120"          | 34          |
| 132"          | 38          |
| 144"          | 42          |
| 156"          | 46          |
| 168"          | 50          |
| 180"          | 54          |

**Note:** When ordering loose rings for pleated draperies, add one extra ring to the above chart to account for the lead pleat.

## Rod Pocket Style



Rod Pocket Draperies are clean, simple panels shirred onto any rod. Because they fit tightly onto the rod, the Rod Pocket style is usually used as stationary panels. They may be ordered with or without a header.

## Ripple Fold Draperies



Ripplefold Draperies are a contemporary drapery named for the soft ripples. Ripplefold Draperies operate on a special premium ripplefold traversing track, available from Horizons and priced on page B67.


### WHAT POCKET SIZE TO ORDER

| Rod Type    | Pocket Size | Rod Take Up* |
|-------------|-------------|--------------|
| 1" oval rod | 1-1/2"      | 1/2"         |
| 3/4" pole   | 1-1/2"      | 1/2"         |
| 1-3/8" pole | 3"          | 1"           |
| 2-1/2" flat | 3-1/2"      | 1/2"         |
| 2" pole     | 4"          | 1-1/2"       |
| 2-1/4" pole | 5"          | 1-3/4"       |
| 3" pole     | 6-1/2"      | 2"           |
| 4-1/2" flat | 5-1/2"      | 1/2"         |

\*Note: Shirring draperies & side panels onto a rod or pole shortens the height. The workroom will add these allowances for take up.

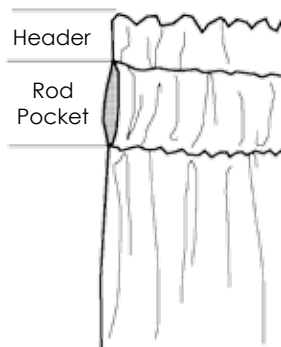
### BUTTING VS. OVERLAP

The center pleats of a split-draw Ripplefold may be made to overlap or butt together when closed. Please specify when ordering.



### HEADERS

Headers may be any size from 0" (i.e., no header) to 6". Rod Pocket panels are sewn with **standard 2" headers** unless otherwise specified. Finished height includes the header.



### STACKING DIMENSIONS

| Width | 1-Way | Split |
|-------|-------|-------|
| 24"   | 11"   | 8"    |
| 40"   | 15"   | 10"   |
| 60"   | 21"   | 13"   |
| 80"   | 26"   | 15"   |
| 100"  | 31"   | 18"   |
| 120"  | 37"   | 21"   |
| 140"  | 43"   | 23"   |
| 160"  | 47"   | 27"   |
| 180"  | 53"   | 29"   |
| 190"  | 55"   | 30"   |

### RIFFLEFOLD TRACK

Ripplefold Draperies operate on a special premium ripplefold traversing track, available from Horizons and priced on page B67.

### SEAM EXPOSURE

Ripplefold Draperies made in multiple panels may have exposed seams.

## Flat Style



Flat draperies are a simple yet elegant style that are stiffened with buckram and attached to decorative rods with ring clips.

### NUMBER OF RINGS

| Width | Rings |
|-------|-------|
| 20"   | 8     |
| 40"   | 16    |
| 60"   | 24    |
| 80"   | 32    |
| 100"  | 40    |
| 120"  | 48    |
| 140"  | 56    |
| 160"  | 64    |
| 180"  | 72    |

Using an even number of rings will ensure that the first and last pleat both face correctly.

## Flowing Style



Flowing Draperies are soft, casual, droopy draperies attached to the rod with ring clips. The amount of natural droop may be changed by adding or subtracting ring clips.

### SUGGESTED NUMBER OF RINGS

| Width | Rings |
|-------|-------|
| 20"   | 6     |
| 40"   | 12    |
| 60"   | 18    |
| 80"   | 24    |
| 100"  | 30    |
| 120"  | 36    |
| 140"  | 42    |
| 160"  | 48    |
| 180"  | 54    |

Note: More rings will cause smaller droops; fewer rings will result in larger droops.

## Traditional Tab Top



Tab Tops are a simple, clean design with tabs of fabric that hold the drapery to the rod.

### TRADITIONAL TABS SIZES

Traditional Tab Tops are simple and clean and have a 1-1/2" wide tab. See the below chart for the recommended tab length. The finished height of the drapery includes the tab.

| <u>Pole Type</u> | <u>Tab Length</u> | <u>Approx. Take Up*</u> |
|------------------|-------------------|-------------------------|
| 3/4" pole        | 3"                | 1/2"                    |
| 1-3/8" pole      | 3"                | 1"                      |
| 2" pole          | 4-1/2"            | 1-1/2"                  |
| 3" pole          | 4-1/2"            | 2"                      |

\*Note: Please specify the rod type when ordering, the workroom will add these allowances for take up.

## Gathered Tab Top



Gathered Tab Tops are a wonderful variation of the traditional tab top that includes a decorative band on each tab. The band may be matching or contrasting.

### GATHERED TAB SIZES

See the below chart for the recommended tab length. The finished height includes the tab.

| <u>Rod Type</u> | <u>Tab Length</u> | <u>Approx. Take Up*</u> |
|-----------------|-------------------|-------------------------|
| 3/4" pole       | 5-1/2"            | 1/2"                    |
| 1-3/8" pole     | 5-1/2"            | 1"                      |
| 2" pole         | 7"                | 1-1/2"                  |
| 3" pole         | 7"                | 2"                      |

\*Note: Please specify the rod type when ordering, the workroom will add these allowances for take up.

**Grommet Style**



Grommet draperies are an attractive, soft, folding style in which grommets are used with a decorative pole.

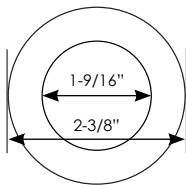
**NUMBER OF GROMMETS**

| Width | Grommets |
|-------|----------|
| 20"   | 8        |
| 40"   | 16       |
| 60"   | 24       |
| 80"   | 32       |
| 100"  | 40       |
| 120"  | 48       |
| 140"  | 56       |
| 160"  | 64       |
| 180"  | 72       |

**GROMMET SIZES**

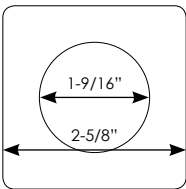
**Small Round Grommet:**

The inside diameter is 1-9/16".  
The outside dimension is 2-3/8".  
Small Round Grommets will accommodate poles up to a maximum of 1-3/8" diameter.



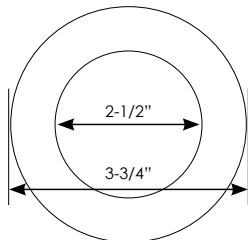
**Square Grommet:**

The inside diameter is 1-9/16".  
The outside dimension is 2-5/8".  
Square Grommets will accommodate poles up to a maximum of 1-3/8" diameter.



**Large Round Grommet:**

The inside diameter is 2-1/2".  
The outside dimension is 3-3/4".  
Large Round Grommets will accommodate poles up to a maximum of 2" diameter.



**Small Round Drapery Grommets**

**INSIDE DIAMETER:** 1-9/16"

**OUTSIDE DIAMETER:** 2-3/8"

**ROD SIZES:** Small Round Grommets will accommodate poles up to a maximum of 1-3/8" diameter.



Antique Copper



Black



Antique Brass



Brass



Matte



Satin Smoke



Nickel

## Square Drapery Grommets

**INSIDE DIAMETER:** 1-9/16"

**OUTSIDE DIAMETER:** 2-5/8"

**ROD SIZES:** Square Grommets will accommodate poles up to a maximum of 1-3/8" diameter.



## Large Round Drapery Grommets

**INSIDE DIAMETER:** 2-1/2"

**OUTSIDE DIAMETER:** 3-3/4"


**ROD SIZES:** Large Round Grommets will accommodate poles up to a maximum of 2" diameter.



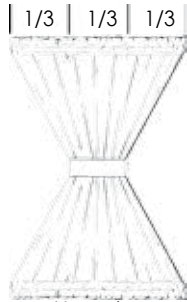


Horizons

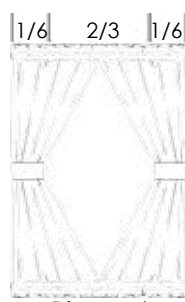
# Rod Pocket Top & Bottom



Straight



Hourglass



Diamond



Diamond Left



Diamond Right

## Standard Specifications

- 3x fullness for sheer fabrics
- 2-1/2x fullness for standard (non-sheer) fabrics
- No lining on sheers
- Standard lining on standard (non-sheer) fabrics
- 1-1/2" headers
- 1-1/2" rod pockets

## Size Limitations

|                 |      |
|-----------------|------|
| Minimum Width:  | 8"   |
| Maximum Width:  | 48"  |
| Minimum Height: | 8"   |
| Maximum Height: | 192" |

## Measuring Notes

The height of a standard Rod Pocket Top & Bottom includes the headers. The workroom will make allowances for rod pocket take-up.

Rod Pocket To & Bottom panels are OM only. No IM deductions will be made.

## Contour Cut

The Hourglass and Diamond styles are constructed with a contour-cut at the top and bottom which are physically different than the Straight style. This means that an Hourglass or Diamond cannot be converted into a Straight style and a Straight style cannot be converted into an Hourglass or Diamond.

## Headers

The default header size is 1-1/2", but any size from 0" (i.e. no header) to 6" can be specified. Also note that the total height of the unit includes the headers.

## Rod Pocket Sizes

The default rod pocket size is 1-1/2", but any size from 1" to 6-1/2" can be specified.

| Rod Type    | Pocket Size | Rod Take Up* |
|-------------|-------------|--------------|
| 1" oval rod | 1-1/2"      | 1"           |
| 3/4" pole   | 1-1/2"      | 1"           |
| 1-3/8" pole | 3"          | 2"           |
| 2-1/2" flat | 3-1/2"      | 1"           |
| 2" pole     | 4"          | 3"           |
| 2-1/4" pole | 5"          | 3-1/2"       |
| 3" pole     | 6-1/2"      | 4"           |
| 4-1/2" flat | 5-1/2"      | 1"           |

\*Note: Shirring the unit onto the rods or poles shortens the height. We will add these allowances for Rod Take Up.

## TIE BACKS

Tie backs are 2" tall and long enough to pull the treatment back to 1/3 of its total width. They are flat, fabric wrapped buckram fastened with velcro. They may be made from contrasting material or C.O.M. Tie backs are required for Hourglass and Diamond styles. Tie backs cannot be used with the Straight style.

## FULLNESS

2-1/2x fullness is standard for standard (non-sheer) fabrics. 3x fullness is standard for sheer fabrics. Sheers can be ordered at 4x fullness for an extra charge.

## LINING

Sheer Rod Pocket Top & Bottom Panels are fabricated unlined. All standard (non-sheer) fabrics are available with standard lining, unlined (no extra charge), contrasting (surcharge), blackout (surcharge) or self lining (surcharge).

## RODS

Optional Sash Rods for Outside Mount units or Spring Tension Rods for Inside Mount units are available for an additional charge upon request. Our standard rod pocket size of 1-1/2" will accommodate either type of rod.

**PRICING:** pages B70-B71



# Horizons<sup>®</sup> Motorized Draperies

## Motorized Drapery

Horizons Draperies are available with A/C (plug-in) powered motors. The remote control is infrared.

---

## Standard Specifications

- Heavy-duty Makita motor system
  - Pre-programmed for easy installation
  - One-way motors are positioned on the stack side of the drapery. The motor location for a split draw must be specified on the order form as left or right.
- 

## Size Limitations

|                 |      |
|-----------------|------|
| Minimum Width:  | 24"  |
| Minimum Height: | 24"  |
| Maximum Width:  | 240" |
| Maximum Height: | 240" |

---

## Remote Control

- The remote controls for all motorized draperies are infrared (line of sight) and come pre-programmed.
- A single remote control operates multiple draperies in a single room.



## Measuring Notes

- Record the measurements of multiple draperies in one room in sequence – left to right – on the order form. The workroom will pre-program the remote control in that sequence.
  - For detailed measuring instructions see page B72.
- 

## A/C (Plug In) Notes

A 9' power cord is standard and plugs into a standard wall outlet. The drapery may be hard-wired to the wall by a professional electrician.

## Stacking Space

The motor adds approximately 5" to the drapery's stacking dimensions shown on page B94.

---

## Options

The standard drapery options of lining, interlining, decorative trimmings and edge accents are all available on a motorized unit.

---

**PRICING:** page B66-B67  
**MOTORIZATION:** page F1